

# லாீகை காீயகாடகை லாீகால வருடாந்த ஸெயற்காதனை அறிககை Annual Performance Report

# 2023



லகலிடு கரீலாநீக அலாறயா஁கை  
பருந்தோட்ட கைத்தொழில் அமைச்சு  
Ministry of Plantation Industries

# **Annual Performance Report 2015**

**Ministry of Plantation Industries  
11<sup>th</sup> Floor, Sethsiripaya 2<sup>nd</sup> Stage, Battaramulla**

**Telephone: 011 - 2186160**

**Fax : 011 - 2186076**

**Web Site: <http://www.plantationindustries.gov.lk>**



**H.E. the President Maithripala Sirisena**



**Hon. Prime Minister Ranil Wickremesinghe**



**Hon. Minister of Plantation Industries Navin Dissanayake**



**Hon. Deputy Minister of Plantation Industries Lakshman Wasantha Perera**

## **Vision**

Achieving national prosperity through development of the plantation industry

## **Mission**

To enhance the productivity, profitability and sustainability of the plantation industry through ensuring an economically, socially and environmentally viable plantation sector

## Strategic Development Objectives of Tea, Rubber and Coconut Sector

- Increase of foreign exchange earnings.
- Retaining the cost of production at a low level.
- Enhancing profitability of tea small holders and Plantation Companies.
- Uplifting living standard of the plantation community.
- Supply of high quality products to the local consumers.
- Ensuring sustainable development through the environment conservation.
- Enhancing productivity of plantation lands.
- Promotion of intercropping and animal husbandry in plantation lands.
- Increasing the quality of plantation crop based products to be able to compete in the world market.
- Innovation and development of state of the art technology for plantation crop based industries.



# CONTENT

<b>Introduction</b>	<b>01 - 07</b>
<b>Progress of 100 days programmes</b>	<b>08 - 09</b>
<b>Tea Sector</b>	<b>11 - 17</b>
<b>Rubber Sector</b>	<b>18 - 22</b>
<b>Coconut Sector</b>	<b>23 - 27</b>
<b>Sugarcane Sector</b>	<b>27</b>
<b>Plantation Management Monitoring Division</b>	<b>28</b>
<b>Tea, Rubber &amp; Coconut Estates (Control of Fragmentation) Board</b>	<b>29 - 30</b>
<b>Smallholder Plantations Entrepreneurship Development Programme</b>	<b>30 - 33</b>
<b>Oil Palm Sector</b>	<b>33 - 34</b>
<b>Cadastral Survey Programme</b>	<b>35</b>
<b>Programme for Mapping of Tea &amp; Rubber Lands Using GIS Technology</b>	<b>35 - 36</b>
<b>Soil &amp; Water Conservation Productivity Promotion Programme For Tea Small Holdings</b>	<b>36 - 37</b>
<b>Programme for Control of Weligama Coconut Leaf Wilt and Rot Disease</b>	<b>37 - 38</b>
<b>Organic Fertilizer Promotion Programme</b>	<b>38</b>
<b>Sugarcane Nursery Programme</b>	<b>38 - 39</b>

<b>Human Resource Management</b>	<b>39 - 41</b>
<b>Internal Auditing</b>	<b>41-42</b>
<b>Planning and Monitoring</b>	<b>42 -43</b>
<b>Accounting</b>	<b>43-44</b>
<b>Special activities to be carried out in year 2016 for development of the Secor</b>	<b>44 - 45</b>
<b>Provisions allocated for Special Projects in 2016</b>	<b>45</b>
<b>Provisions approved for the year 2016</b>	<b>46</b>

## Introduction

Within the Cabinet of Ministers formed with the purpose of implementing 100 days programme of the new government appointed after the Presidential Election held on 08<sup>th</sup> January 2015, a new Ministry was established by the name of “Plantation Industries” amalgamating few Ministries and subjects of the Ministries functioned prior to the date concerned.

### ➤ New “Ministry of Plantation Industries”

- All subjects and institutions came under the purview of then “Ministry of Plantation Industries.
- All subjects and institutions came under the purview of then “Ministry of Coconut Development and Janatha Estate Development”.
- All subjects and institutions came under the purview of then “Ministry of Sugar Development”.
- The subject of Cashew came under the scope of then “Ministry of Minor Export Crop Promotion” (Sri Lanka Cashew Corporation).
- 5 institutions came under the purview of the Ministry of “State Resources and Enterprise Development”.

### ➤ New Ministry to New Building

The new Ministry was established on the 8<sup>th</sup>, 10<sup>th</sup> and 11<sup>th</sup> Floors of Sethsiripaya 2<sup>nd</sup> Stage, Battaramulla on 05.02.2015.



**Duties and Functions assigned to the Ministry**  
(In line with the Gazette Extraordinary No.1897/15 dated 18<sup>th</sup> January

- ❖ Issuance of licences related to tea and rubber.
- ❖ Issuance of permits for export of tea.
- ❖ Issuance of licences related to fragmentation of coconut and rubber estates, and their control.
- ❖ Optimum utilization of plantation lands through multiple cropping and integrated farming, and increasing production and employment thereby.
- ❖ Matters relating to the development, promotion and research of the tea, rubber and coconut industry.
- ❖ Direction and supervision of activities carried out by the Competent Authorities appointed in respect of revival of underutilized assets of Pelwatte Sugar Industries Ltd. and Sevanagala Sugar Industries Ltd., vested in the Secretary to the Treasury, under Act, No.43 of 2011.
- ❖ Supervision, co-ordination, provision of guidance and introduction of structural adjustments to the enterprises assigned to the Ministry.
- ❖ Management and protection of state resources in relation to the Sugar industry.
- ❖ All other subjects that come under the purview of the institutions assigned to the Ministry.
- ❖ Supervision of the institutions assigned to the Ministry.

**Institutions affiliated to undertake functions of the Ministry**

- Sri Lanka Tea Board
- Tea Research Institute
- Tea Small Holdings Development Authority
- Tea Shakthi Fund
- Kalubovitiyana Tea Factory Ltd.
- Sri Lanka State Plantation Corporation
- National Institute of Plantation Management
- Elkaduwa Plantation Ltd.
- Rubber Development Department
- Rubber Research Institute
- Thurusaviya Fund
- BCC Company Ltd.
- Coconut Cultivation Board
- Coconut Development Authority
- Coconut Research Institute
- Kurunegala Plantations Ltd.
- Chilaw Plantations Ltd.
- Sri Lanka Cashew Corporation
- Sri Lanka Rubber Manufacturing and Export Corporation
- Sugarcane Research Institute
- Hingurana Sugar Industries Ltd.
- Lanka Sugar (Private) Company Ltd.
- Gal Oya Plantation (Private) Company
- Janatha Estate Development Board
- Tea and Rubber Estates (Control of Fragmentation) Board

➤ **Special Programmes and Projects assigned to the Ministry**

Following programmes and projects for which provisions were allocated through the Budget 2015 and implemented under the Ministries amalgamated to the new Ministry have been assigned to this Ministry.

- Smallholder Plantations Entrepreneurship Development Programme (Foreign funded project)
- Programme for surveying and mapping of tea, rubber and plantation lands using GIS
- Programme for cadastral surveying and mapping of lands owned by Regional Plantation Companies
- Programme for soil conservation and productivity promotion in tea smallholdings
- Programme for Control of Weligama Coconut Leaf Wilt and Rot Disease
- Organic Fertilizer Promotion Programme for coconut cultivation
- Sugarcane Nursery Programme

➤ **State Ministry of Plantation Industries**

The subject of “Sugar” and following institutions were assigned to the “State Ministry of Plantation Industries”.

- Sugar Research Institute
- Hingurana Sugar Industries Ltd.
- Lanka Sugar (Private) Company Ltd.
- Gal Oya Plantation (Private) Company
- Janatha Estate Development Board

**Assuming Duties by Hon. Ministers**

- Hon. Lakshman Kiriella, Minister of Plantation Industries -16.01.2015
- Hon. K. Velayudam, State Minister of Plantation Industries -21.01.2015
- Hon. Jagath Pushpakumara, Deputy Minister of Plantation Industries -25.03.2015

**Revision of the Scope of the Ministry and affiliated Institutions after the General Election**

The subjects and institutions that came under the purview of the Ministry of “Plantation Industries” established in the Cabinet of Ministries for implementation of 100 days programme had been revised in the Ministry of “Plantation Industries” formed after the Parliament General Election held on 17.08.2015.

➤ **Duties and Functions assigned to the Ministry as per the Gazette Extraordinary No.1933/13 dated 21<sup>st</sup> September 2015**

- Provision of incentives and other facilities to increase yield of plantation crops
- Enhance international competitiveness for productivity in the plantation industry
- Adoption of necessary measures to promote value addition industries based on plantation crops
- Issuance of licences related to tea and rubber
- Issuance of permits for export of tea
- Issuance of licences related to fragmentation of tea and rubber estates, and their control
- Optimum utilization of plantation lands through multiple cropping and integrated farming, thereby increasing production and employment
- Matters relating to the development, promotion and research activities of tea, rubber and coconut industries
- Introduction of structural changes in respect of enterprises assigned to the Ministry

➤ Assuming Duties by new Hon. Ministers after the Parliament Election

- Hon. Navin Dissanayake, Minister of Plantation Industries – 07.09.2015
- Hon. Lakshman Wasantha Perera, Deputy Minister of Plantation Industries – 14.09.2015

**Institutions affiliated to undertake functions of the Ministry**

- Sri Lanka Tea Board
- Tea Research Institute
- Tea Small Holdings Development Authority
- Tea Shakthi Fund
- Kalubovitiyana Tea Factory Ltd.
- Sugarcane Research Institute
- Tea and Rubber Estates (Control of Fragmentation) Board
- Rubber Development Department
- Rubber Research Institute
- Thurusaviya Fund
- National Institute of Plantation Management
- Coconut Cultivation Board
- Coconut Development Authority
- Coconut Research Institute
- Sri Lanka Rubber Manufacturing and Export Corporation

### Activities of 100 days Programme

#### ➤ Implementation of Guaranteed Price Scheme for Tea

A guaranteed price of Rs.80/- per kg of green leaf produced by the tea smallholders was implemented. The guaranteed price was paid through the factories categorizing the quality of green leaf as given below.

Quality of green leaf	Price per kg of green leaf
Equal to or above 60%	Rs.80/-
55%-59%	Rs.75/-
45%-54%	Rs.73/-

- The provisions of Rs.6738 million were allocated for the payments up to end of September 2015. In this context, 343,887 tea smallholders were provided with Rs.6,646,662,676.78.

#### ➤ Implementation of Guaranteed Price Scheme for Rubber

A guaranteed price of Rs.350/- per kg of rubber was implemented. The subsidies were directly paid to the rubber smallholders under the following categories with effect from 01.04.2015 and as the methodology was complicated, the guaranteed price has been paid to the rubber smallholders through the rubber dealers with effect from 01.07.2015.

Category of Rubber	Guaranteed Price (Rs.)
R.S.S. 1 and 2	350.00
R.S.S. 3	325.00
R.S.S. 4 and 5	300.00
For Latex	300.00

- This guaranteed price scheme was implemented only for the rubber smallholders of less than 50 acres in extent.
- The General Treasury had allocated provisions of Rs.2317 million to the Rubber Development Department to implement this scheme up to 30<sup>th</sup> September 2015 and a sum of Rs.2,049 million has been provided to the beneficiaries.

➤ **Programme to establish ownership of Plantation Worker Houses**

The possession of lands in extent of 7000 perches for construction of houses were bestowed to 1098 plantation workers in Nuwara Eliya, Badulla and Kandy Districts as,

- 522 plantation workers of 08 Plantation Companies,
- 224 plantation workers of Janatha Estate Development Board,
- 352 plantation workers of Sri Lanka State Plantation Corporation.

➤ **Plantation Restructuring Committee**

As per the instructions given by the Parliamentary Sub-Committee on Economic Affairs, Secretary to the Prime Minister has appointed the above Committee to take action for the progress of the plantation sector including the extension of the lease period of 53 years granted to the Regional Plantation Companies (RPCs) and the said apex Committee has appointed 02 Sub-Committees for the purpose. That is,

- The Sub-Committee to analyze financial and physical progress of the Regional Plantation Companies and make recommendations.
- The Sub-Committee to make recommendations to utilize the unproductive lands of the RPCs for the alternative uses.

➤ **Generating self-employment opportunities through manufacturing Tawashi Brushes**

Establishing a Regional Office of the Coconut Development Authority in the city of Kandy to generate self-employment opportunities through manufacturing Tawashi Brushes with the purpose of developing the livelihood of the rural and estate community in the Kandy District. In this context, services could be extended in the field of industries and proper services could be provided.







## Tea Sector

### Overall Performance of the Tea Sector

Details	Year		
	2014	2015	2016 Targets
Tea Production (Mn. Kg.)	338.00	329.00	338.40
Productivity (Kg /He)	1,736.50	1,690.50	1,844.00
Export Revenue (Rs.Bn.)	212.58	182.05	260.00
Replanting (Hectare)	1,216.00	650.00	1,700.00
New planting (Hectare)	408.00	650.00	360.00
Average sale price of tea per kg at Colombo Tea Auction (Rs.)	461.86	402.14	-
F.O.B Price (Rs. /Kg.)	649.44	593.11	-

### Tea Small Holding Sector

#### ➤ Performance

Details	Year		
	2014	2015	2016 Targets
Production of tea small holders (Mn. Kg.)	247.38	239.86	252.00
Contribution to the total tea production (%)	73.18	72.92	73.00
Productivity (Kg / made tea / hectare)	2123	2059	2300

#### ➤ Tea Production

Elevation	Year		Variance (%)
	2014 (Mn. Kg.)	2015 (Mn. Kg.)	
High Grown	15.399	14.068	-8.6
Medium Grown	30.749	31.330	1.9
Low Grown	201.239	194.466	-3.4
<b>Total</b>	<b>247.389</b>	<b>239.864</b>	<b>-3.0</b>

#### ➤ Cost of Production

Details	Year	
	2014	2015
Cost of production per kg of green leaf (Rs.)	54.54	55.08

### Regional Plantation Companies and Government Institutions

#### ➤ Cultivation

- Tea cultivation in 74,960 hectares has been undertaken by 21 Regional Plantation Companies (RPCs) out of 23 RPCs.
- 9,313 hectares under tea cultivation are owned by the government institutions such as Janatha Estate Development Board, Sri Lanka State Plantation Corporation, Tea Research Institute and Kalubovitiyana Tea Factory Ltd.

#### ➤ Tea Production

- Regional Plantation Companies

Details	Year	
	2014	2015
Total Tea Production (Mn. Kg.)	118.0	94.0

- Public Sector

Details	Year	
	2014	2015
Total Tea Production (Mn. Kg.)	8.8	7.2

### Productivity of the Tea Sector

Year	Kg. / Hectare
2013	1748
2014	1747
2015	1690

### Tea Production



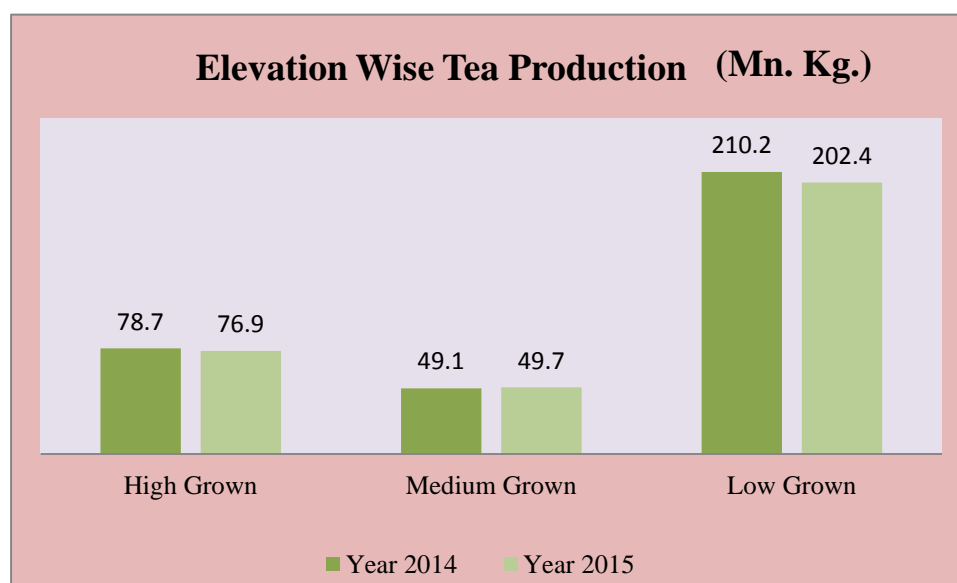
The tea production in the year 2015 was 329.0 Mn. kg, showing a drop of 2.66% as against the year 2014.

## ➤ Agro Climatic Zone wise (Mn. Kg.)

Climatic Zone	Year		Variance (%)
	2014	2015	
Nuwara Eliya	6.02	6.03	0.17
Western Hill Country	54.06	52.11	-3.61
Mid-Country	44.13	44.07	-0.14
Udapussallawa	6.26	6.20	-0.96
Uva	28.75	27.82	-3.23
Low Country	198.78	192.70	-3.06
<b>Total</b>	<b>338.00</b>	<b>329.00</b>	<b>-2.66</b>

## ➤ Elevation wise (Mn. Kg.)

Elevation	Year		Variance (%)
	2014	2015	
High Grown	78.7	76.9	-2.29
Medium Grown	49.1	49.7	1.22
Low Grown	210.2	202.4	-3.71
<b>Total</b>	<b>338.00</b>	<b>329.0</b>	<b>-2.66</b>



- The incessant rain prevailed throughout the year drastically hampered the tea production and the yield had decreased from July.

### Tea Sale Price

- Average sale price (Rs. /Kg.)

Elevation	Year		Variance (%)
	2014	2015	
High Grown	420.36	388.38	-7.61
Medium Grown	410.13	362.56	-11.60
Low Grown	488.06	416.32	-14.70
<b>All Elevations</b>	<b>461.86</b>	<b>402.14</b>	<b>-12.93</b>

### Tea Market



- Summary of Tea Market Data

Details	Year		Variance (%)
	2014	2015	
Total quantity of tea sale (Mn. Kg.)	335.46	317.10	-5.5
Average sale price per kg of tea (Rs.)	461.86	402.14	-12.9

- Data on Colombo Tea Action

Year	High grown tea		Medium grown tea		Low grown tea		All Elevations	
	Quantity (Mn. Kg)	Rs. /Kg	Quantity (Mn. Kg)	Rs. /Kg	Quantity (Mn. Kg)	Rs. /Kg	Quantity (Mn. Kg)	Rs. /Kg
<b>2014</b>	71.68	420.36	50.49	410.13	213.29	488.06	335.46	461.86
<b>2015</b>	68.90	388.38	47.85	362.56	200.32	416.32	317.10	402.14

### Tea Export

- Data on Tea Exports

Details	Year		Variance (%)
	2014	2015	
Export Quantity (Mn.Kg)	327.34	306.94	-6.2
Export Revenue (Rs.Bn)	212.59	182.05	-14.4
F.O.B Price (Rs./Kg)	649.44	593.11	-8.7

## ➤ Data on Exports and Re-exports of Ceylon Tea

Category	Orthodox Black Tea		Green Tea		Instant Tea		Total	
	Quantity (Mn. kg.)	F.O.B. Price per kg (Rs.)	Quantity (Mn. kg.)	F.O.B. Price per kg (Rs.)	Quantity (Mn. kg.)	F.O.B. Price per kg (Rs.)	Quantity (Mn. kg.)	F.O.B. Price per kg (Rs.)
<b>2014</b>								
Exports	312.74	631.55	2.94	1,213.04	2.20	1,102.23	317.89	640.19
Re-Exports	7.15	769.57	2.30	1,553.16	0.00	941.45	9.46	960.24
<b>Total</b>	319.90	-	5.24	-	2.20	-	327.34	-
<b>2015</b>								
Exports	294.35	574.58	2.43	1,230.90	2.12	1,022.96	298.91	583.10
Re-Exports	5.97	775.62	2.05	1,516.22	0.01	1,005.97	8.03	965.41
<b>Total</b>	300.32	-	4.49	-	2.13	-	306.94	-

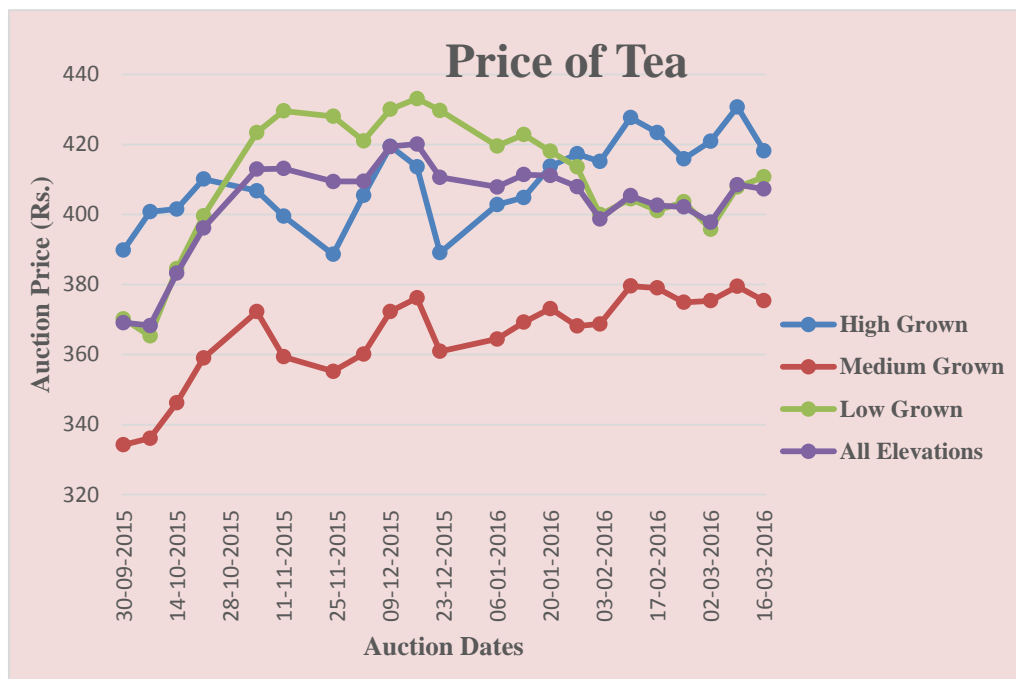
## ➤ Quantity of Tea exported to Main Destinations

Country	2014		2015		Decrease / Increase	
	Quantity (Mn. kg.)	*	Quantity (Mn.Kg.)	*	Quantity (Mn. kg.)	Percentage
Turkey	44.70	14.1	33.68	12.1	-11.05	-24.69
Russia	43.55	13.7	36.10	11.3	-7.45	-17.11
Iran	29.26	9.2	29.56	10.4	0.30	1.04
Iraq	24.44	7.7	31.04	9.9	6.60	27.00
UAE	19.22	6.0	22.92	7.7	3.70	19.27
Syria	12.85	4.0	10.94	3.7	-1.91	-14.85
Libya	12.42	3.9	9.90	3.7	-2.52	-20.27
Kuwait	12.15	3.8	8.68	3.3	-3.47	-28.58
Azerbaijan	11.15	3.5	11.16	2.9	0.01	0.06
Japan	8.98	2.8	8.35	2.8	-0.63	-7.05
<b>Grand Total</b>	218.75	<b>68.7</b>	202.33	<b>67.8</b>	-7.51	<b>-7.51</b>

\* As % of the total export

Decline in the price at the Colombo Tea Auction could be seen at the beginning of the year due to the economic sanctions imposed on some Ceylon Tea importing countries and the internal crisis situations in some countries and an increase in the price of tea could be seen in the latter part of the year.

➤ **Price behavior of Tea in last 03 months of the year**



**Special Activities carried out in the Tea Sector**

- The Cabinet approval was obtained for the policy decisions to make a government intervention to stabilize the price at Colombo Tea Auction.
- Action was taken to provide Rs.497.2 million as Deepavali Festival Advance to the plantation workers at a rate of Rs.3,500.00 per each worker.
- Regulations were made to revise the Tea Replanting Subsidy, discussions were conducted to amend the regulations and the said regulations were submitted to the Legal Draftsman and necessary actions were taken.
- Amendments to the Tea Control Act were drafted to be in line with the current needs and necessary actions have been taken to submit the amendments to the Legal Draftsman and the Cabinet of Ministers.
- Recommendations of the Cabinet Appointed Negotiating Committee (CANC) for selection of a suitable advertising agency to promote the name “Ceylon Tea”, were submitted to the Cabinet and in terms of the Cabinet approval, the signing of the agreement between the Sri Lanka Tea Board and “Phoenix O & M (Pvt.) Ltd” was coordinated.

- Guidelines were provided to implement B-Leaf 60 programme through the Sri Lanka Tea Board in order to ensure the quality of green leaf.
- Works related to the amendments to the Tea Research Board Act No.52 of 1993, Tea Small Holdings Development Law No.35 of 1975 and Tea Shakthi Fund Act No, 47 of 2000 were coordinated with the Legal Draftsman.
- The Global Tea Promotion Campaign was launched.
- The Hon. Minister inspected the Tea Export Investigation Unit at the entrance to the Port, Grandpass, Colombo.







## Rubber Sector

### Overall Performance of the Rubber Sector

Details	Year		
	2014	2015	2016 Targets
Quantity of Production (Mn. Kg.)	98.6	88.6	92.9
Productivity (Kg. /Hectare)	889.0	744.4	777.5
Export Revenue (Rs. Bn.)	122.1	106.8	115.0
Replanting (Hectare)	2,096.0	614.0	4,290.0
New planting (Hectare)	1,428.0	769.0	2,800.0

### Expansion of Rubber Cultivation

At present, the rubber cultivation could be further expanded to the non-traditional areas such as Hambantota, Badulla, Monaragala and Ampara districts, outside the traditional areas such as Kegalle, Gampaha, Ratnapura, Colombo, Kalutara, Galle, Matara, Kandy and Kurunegala where the rubber cultivation is undertaken as yet.

#### ➤ Extent of Rubber Lands

Sector	Extent under Rubber (Hectare)		
	2014	2015	2016 (Target)
Rubber Small Holding Sector	85,100	85,808	87,608
Corporate Sector	49,037	48,976	45,976
<b>Total</b>	<b>134,137</b>	<b>134,784</b>	<b>133,584</b>



➤ **Extent of Rubber Lands (Hectares)**

District	Year				
	2011	2012	2013	2014	2015
Kalutara	213.09	145.160	269.09	98.91	28.67
Kegalle	351.85	279.920	439.30	250.55	72.28
Gampaha	60.481	66.990	86.11	49.76	20.1
Kurunegala	-	38.360	79.98	56.51	12.49
Kandy	-	11.270	26.57	17.91	5.37
Matale	-	11.330	14.73	6.47	-
Ratnapura	165.374	254.019	339.88	153.41	40.81
Galle	91	61.097	89.48	18.07	5.47
Matara	84.412	92.453	127.59	24.22	16.08
Hambantota	32.25	26.102	38.65	5.03	7.51
Colombo	39.381	57.822	72.50	48.63	18.04
Monaragala	310.37	48.510	558.00	235.93	95.23
Badulla	146.93	39.100	129.63	83.87	46.71
Ampara	44.72	137.500	402.93	256.17	400.29
Vavuniya	-	-	36.80	12.14	-
Anuradhapura	-	-	3.60	0.40	-
Polonnaruwa	-	-	3.03	-	-

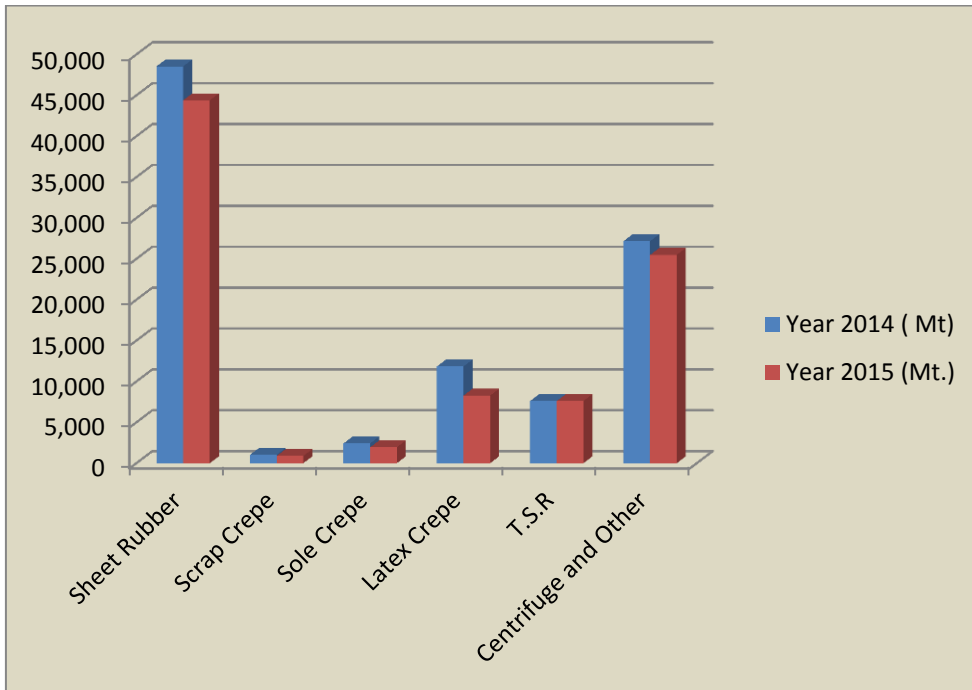
**Rubber Production**

The rubber production in the year 2015 is 88,567 mt. It is 10.11% decrease as against the previous year. The Sheet rubber production which makes the largest contribution to the total rubber production has declined by 8.54% to 4147 mt in the year 2015 compared to the year 2014.

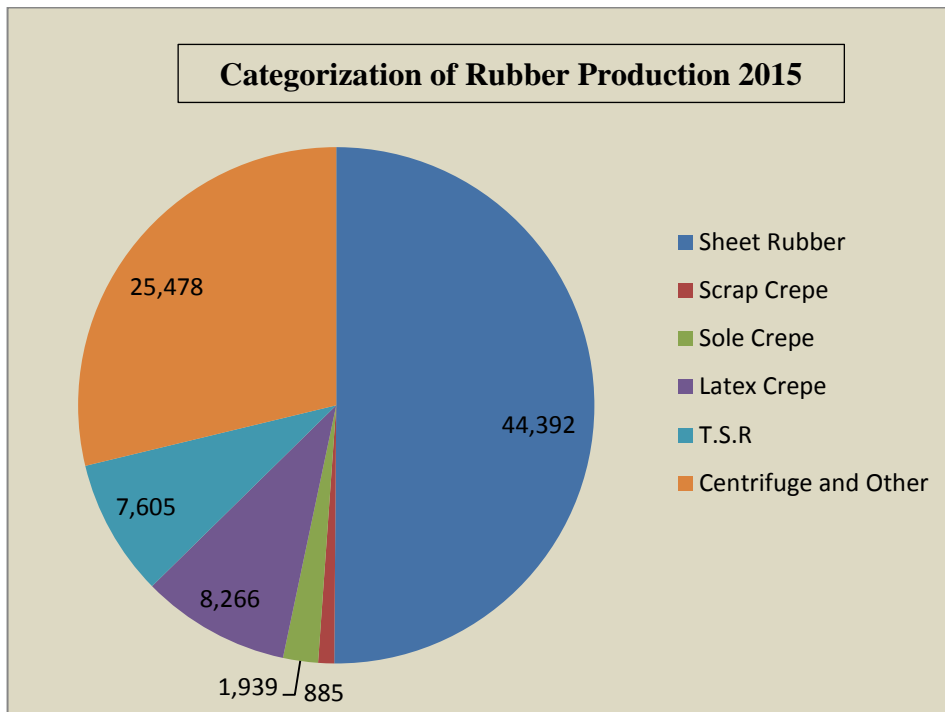
**Quantity of Rubber Production**

Category	Year	
	2014 (Mt.)	2015 (Mt.)
Sheet Rubber	48,539	44,392
Scrap Crepe	1,022	885
Sole Crepe	2,410	1,939
Latex Crepe	11,832	8,266
T.S.R.	7,615	7,605
Centrifuge & Other	27,155	25,478
<b>Total</b>	<b>98,573</b>	<b>88,565</b>

**Categorization of Rubber Production – Year 2014 - 2015**



**Categorization of Rubber Production 2015**



### Productivity of the Rubber

Year	Kg. / Hectare
2013	1247
2014	889
2015	744

### Local Rubber Market Price

#### ➤ Average Auction Price

#### Price for R.S.S. (Ribbed Smoked Sheets) Rubber

Category	Year		Variance (%)
	2014 (Rs./Kg.)	2015 (Rs./Kg.)	
R.S.S. 1	285.76	245.93	-13.9
R.S.S. 2	279.75	241.02	-13.8
R.S.S. 3	268.50	235.18	-12.4
R.S.S. 4	264.37	224.16	-15.2
R.S.S. 5	262.40	236.52	-9.9

### Rubber Exports

#### ➤ Rubber Production and Export

Year	Rubber Production (Mt.)	Quantity of Exports (Mt.)	Export of the Production %	Export Revenue (Rs. Mn.)
2014	98,573	16,306	16.5	122,074
2015	88,600	10,373	11.7	106,811

#### ➤ Category wise Rubber Exports

Category	2014 (Mt.)	2015 (Mt.)
Sheet Rubber	1,966	903
Sole Crepe	2,296	1,847
Scrap Crepe	17	12
Latex Crepe	9,860	6,889
T.S.R	913	417
Centrifuge & Other	1,253	305
<b>Total</b>	<b>16,305</b>	<b>10,373</b>

The price of Synthetic Rubber was declined with the drop in the price of petroleum in the world market. Accordingly, the demand decreased relatively to the supply of natural rubber in the world market and the price also declined.

Accordingly, the rubber prices in Sri Lanka also dropped and as a result, rubber tapping was slow down. As well, the rubber prices declined due to the unfavorable weather conditions prevailed throughout the year. The use of the local rubber products for value addition locally but not for exports could be seen during the year.

### Special Activities carried out in the Rubber Sector

- Special measures were further taken to expand the rubber cultivation to non-traditional areas and in this context, the programmes for cultivation of rubber in Ampara and Monaragala districts were coordinated and progress review meetings were held.
- Various institutions were coordinated to conduct research for expansion of rubber cultivation in Northern Province and to expand cultivations.
- As a solution for the shortage of Rubber Field Officers which had been a major issue in the rubber sector, 83 Rubber Development Officers were recruited to the Rubber Development Department.



## Coconut Sector



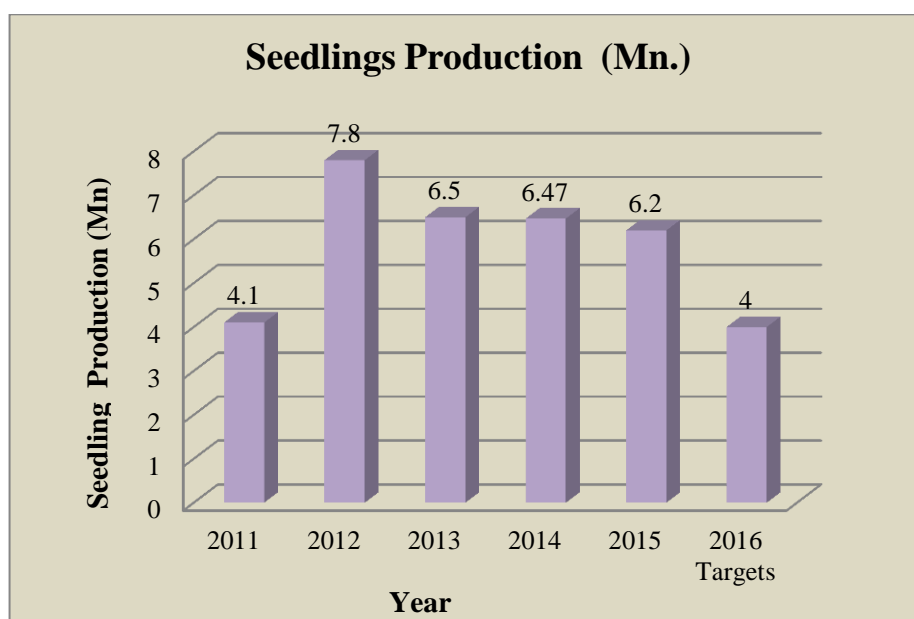
### Overall Performance of the Coconut Sector

Details	Year		
	2014	2015	2016 Targets
Coconut yield (Mn. Nuts)	2,870.00	3,056.00	3,607.00
Export revenue (Rs. Bn.)	72.87	75.25	87.00
Coconut seedling production (Mn.)	6.47	6.23	4.00
Coconut auction price (Rs. per 1000)	32,301.76	33,639.82	-

### Coconut Cultivation

#### ➤ Coconut Seedling Production

Year	Seedlings produced (Mn.)
2011	4.1
2012	7.8
2013	6.5
2014	6.47
2015	6.2
2016 Targets	4.0



### ➤ Distribution of Saplings

The number of coconut saplings distributed in 2014 and 2015 is 6.47 mn and 6.2 mn respectively. The saplings distributed in the year 2015 under each programme are given below. The target for distribution of saplings in 2016 is 4.0 mn.

Programme	Unit	Year	
		2014	2015
Divi Neguma Programme	Saplings	1,708,113	-
Divimagata Kapruka Programme		-	511,025
Kaprukai –Sipnenani Programme		334,795	200,674
Subsidy programme for cultivation below 5 acres		392,156	1,201,082
Rehabilitation Programme		1,427,896	332,316
Kapurakai Parapurai		119,717	79,982
Urban Home Gardens Programme		9,179	14,042
Release of saplings under Kapruka Purawara		1,785,356	1,072,974
Pooja Bhoomi Programme		8,755	-
Subsidy Programme for king coconut cultivation		-	4,332

Divi Neguma which was the leading programme in the year 2014 under Small Holdings and Home Gardens Promotion Programme was not implemented in the 2015 and in place of the said programme, a new Home Gardens Programme namely Divimagata Kapruka was implemented in the year 2015.

### ➤ Subsidy Programmes

Programme	Unit	2015	
		Target	Progress
Kapruka Ayojana Credit Programme	Acres	3000	2,958
Subsidy to construct cattle sheds Programme	Cattle sheds	250	262
Subsidy programme for hose irrigation	Acres	1000	1098
Programme for substitution of inorganic fertilizer with organic fertilizer	Trees		401,150

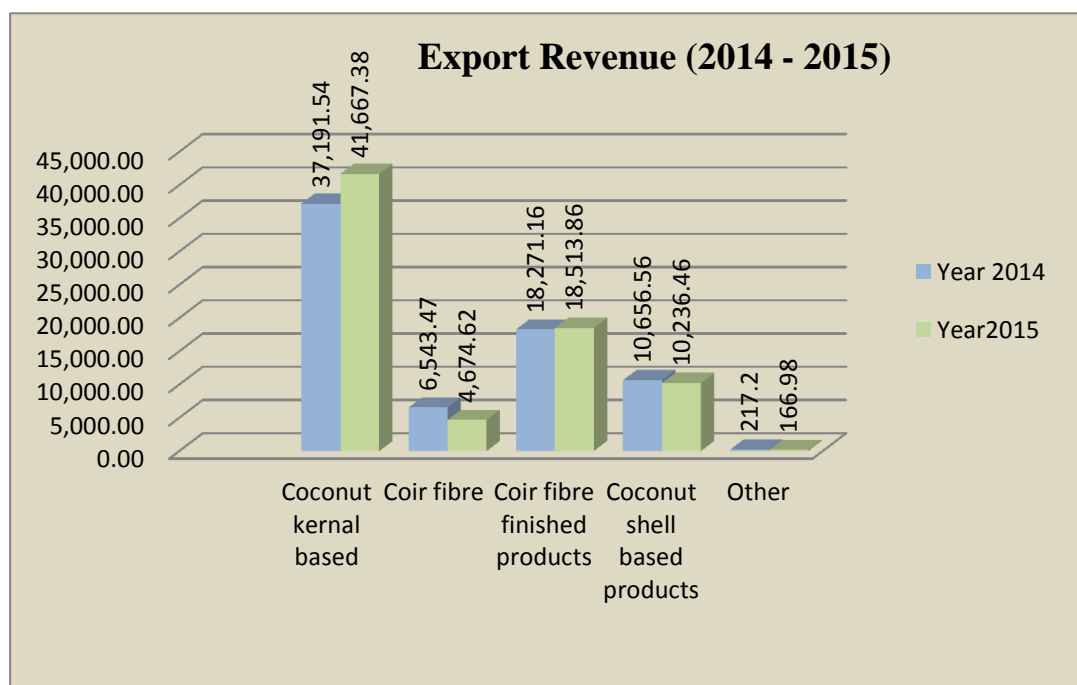
### ➤ Coconut Yield

Details	Year				
	2011	2012	2013	2014	2015
Coconut yield (Mn. Nuts)	2,808	2,940	2,513	2,870	3,056

➤ Export Revenue

Coconut related products can be divided into four main categories and the following export revenue was earned thereby.

Product Category	Year	
	2014	2015
Coconut kernal based	37,191.54	41,667.38
Coir fibre	6,543.47	4,674.62
Coir fibre finished products	18,271.16	18,513.86
Coconut shell based products	10,656.56	10,236.46
Other	217.20	166.98
<b>Total</b>	<b>72,879.93</b>	<b>75,259.30</b>



**Coconut Prices**

➤ Average auction, wholesale and retail prices are given below.

Price Category	Average price (Rs. per Nut)		
	2014	2015	Variance %
Auction (Colombo)	32.30	33.64	4%
Wholesale	31.51	33.88	7.5%
Retail	41.54	49.68	19%



➤ **Fluctuation of Export**

Year	Quantity			Revenue (Rs. Mn.)		
	2014	2015	Variance %	2014	2015	Variance %
Coconut Oil (Mt.)	3,976	8,679	118.28	2,435.31	6,299.02	158.65
Virgin Coconut Oil (Mt.)	7,278	13,353	83.47	5,194.10	10,110.25	94.65
Coconut Water (Mt.)	767	2,954	285.14	139.80	444.82	218.18
King Coconuts (Mt.)	1,980,199	3,198,907	61.54	131.55	288.23	119.10
Fresh Coconuts (Nuts)	33,073	13,204	-60.08	1,976.54	1,024.77	-48.15
Bristle Coir Fibre (Mt.)	16,409	11,612	-29.23	848.46	686.23	-19.12

**Registration of Stakeholders**

The registration of stakeholders in the coconut sector, with the Coconut Development Authority for the year 2015 has significantly increased even in the year 2015 compared to the total of the year 2014.

Category	Year	
	2014	2015
Exporters	561	572
Brokers	20	28
Dealers	86	92
Desiccated coconut manufacturers	48	48
Coconut shell collectors	22	36
Coir based manufacturers	75	168
Buyers	-	18
Coconut oil manufacturers	74	82

**Special Activities carried out in the Coconut Sector**

- Guidance was provided for participation in international exhibitions with a view to encouraging coconut product exporters and manufacturers to international trade affairs.
- Necessary initiatives were taken to make a concessionary policy for coconut product exporters and manufacturers in respect of the revision of registration fees making an intervention to revise the registration fees for fresh nut exporters and stabilizing the local coconut price through strategies. In this context, the registration fee at the export of fresh nuts was revised to Rs.0.5 million.
- Guidelines were provided to the institutions for resource management required to expand coconut product based quality control services and to provide formal services.

- Although the year 2015 recorded a coconut yield more than the year 2014, regulatory functions were coordinated to maintain an average price of Rs.34.00 per nut while satisfying both the grower and the consumer in the local market.
- Actions were taken to expand services and provide a formal service through the modernization of Quality Control and Quality Assurance Division of the Coconut Development Authority.
- Preliminary actions were taken to amend the Coconut Development Act No.46 of 1971 and discussions were initiated on the draft amendment.
- Hon. Minister declared open the production plant of a Mill that produces new packets of coconut water drink to release to the foreign market.



## Sugarcane Sector



### Overall Performance of Sugarcane Sector

Details	2014	2015	Variance %
Extent under sugarcane (Hectares)	16,048	16,990	5.86
Sugarcane Yield (Mt.)	722,160	985,420	36.45
Introducing new varieties	-	01	-

### Special Activities carried out in the Sugarcane Sector

- Formulation and implementation of policy guidelines for the betterment of the sugarcane sector.
- Providing necessary guidance and monitoring to continue projects in the field of sugar research.
- Monitoring and handling all development activities of the Sugarcane Research Institute.

## Plantation Management Monitoring Division

- **Recovering lease rentals from the Regional Plantation Companies**

The estimated arrears of lease rentals to be collected in the year 2015 was Rs.1004 million of which Rs.645 million has been recovered as at 31.12.2015.

The arrears of lease rentals which was included to Rs.1004 million and to be recovered as at 01.01.2015 for the previous years was Rs.439 million and the said amount could be reduced to Rs.313 million.

- **Financial Progress Review of the Regional Plantation Companies**

Actions have been taken to regularly continue proper studying and analyzing of quarterly and annual accounts statements of the RPCs and thereby, instructing to the Companies to make rectifications where necessary. Moreover, a data base on the financial and physical progress of the Plantation Companies is maintained.

- **Sub-Leasing**

Approval of the Golden Share Holder was granted to sub lease 11 plots of lands from the estates managed by Regional Plantation Companies to third parties.

- **Monitoring of Timber Harvesting and Field inspections**

Field inspections have been conducted in 114 estates owned by 14 Regional Plantation Companies in collaboration with other relevant institutions and approval has been granted for timber harvesting.

- **Eviction of Squatters**

In terms of the State Lands (Recovery of Possession) Act, action has been taken with regard to 655 cases relating to unlawful squatting and unauthorized occupancies in more than 400 estates managed by Regional Plantation Industries. The contribution has been made to the cases hearing at various courts with regard to this matter.

- **Release of lands for public purposes of the government**

This Division has taken necessary actions in respect of 395 requests made to allocate lands from the estates managed by the Regional Plantation Companies for infrastructure development projects and other public purposes.

## Tea, Rubber & Coconut Estates (Control of Fragmentation) Board

### ➤ Progress of the Fragmentation of Lands – Year 2011 - 2015

Year	No. of Applications received	Method of transfer	Extent of land applied			Extent of land approved		
			Acres	Roods	Perches	Acres	Roods	Perches
2011	589	1. As single units	11251	02	11	8033	03	19
		2. Transfers to children and other persons / institutions subject to conditions of the Board	6772	03	33	4421	01	08
		<b>Total</b>	<b>18024</b>	<b>05</b>	<b>44</b>	<b>12454</b>	<b>04</b>	<b>27</b>
2012	566	1. As single units	1697	02	00	1697	02	00
		2. Transfers to children and other persons / institutions subject to conditions of the Board	10623	03	16	7719	03	31
		<b>Total</b>	<b>12321</b>	<b>05</b>	<b>16</b>	<b>9416</b>	<b>05</b>	<b>31</b>
2013	530	1. As single units	2027	03	05	2027	03	05
		2. Transfers to children and other persons / institutions subject to conditions of the Board	10473	00	33	6443	02	18
		<b>Total</b>	<b>12500</b>	<b>03</b>	<b>38</b>	<b>8470</b>	<b>05</b>	<b>23</b>
2014	607	1. As single units	2525	03	08	2525	03	08
		2. Transfers to children and other persons / institutions subject to conditions of the Board	12942	03	00	9280	00	27
		<b>Total</b>	<b>15,467</b>	<b>06</b>	<b>08</b>	<b>11,805</b>	<b>03</b>	<b>35</b>
2015	594	1. As single units	3,129	1	23	3,129	1	23
		2. Transfers to children and other persons / institutions subject to conditions of the Board	12,863	0	21.2	7,688	2	16.26
		<b>Total</b>	<b>15,993</b>	<b>1</b>	<b>4.2</b>	<b>10,817</b>	<b>3</b>	<b>39.26</b>

### ➤ Receiving Applications – From 01.01.2015 to 31.12.2015

Description	Number
Total No. of applications received	594
No of Board Meetings conducted	8
No of Applications submitted to the Board of Directors	531
No of Applications approved by the Board of Directors	527
No of Applications rejected	04

➤ **District wise details of the applications received in year 2015**

Description	No of Applications
Kurunegala District	232
Puttalam District	169
Gampaha District	50
Applications from other Districts apart from the above District	142
Total No. of applications received	594
Applications incomplete & referred to obtain reports	20

**The Smallholder Plantations Entrepreneurship Development Programme (SPEnDP)**

The cumulative financial achievement of the project has recorded as Rs. 2,692.85 Mn. which is 79.5% from the total project cost of Rs. 3,385.33 Mn. The weighted average of overall physical progress as at December 31, 2015 is 84.4%.

**Financial Progress - 2015**

Funding Agency	Mid Country SPMU		Monaragala SPMU		NPCU		Total Allocation Rs. Mn.	Total Expenditure Rs. Mn.	% Of Utilization
	Allocation (Rs. Mn.)	Expenditure (Rs. Mn.)	Allocation (Rs. Mn.)	Expenditure (Rs. Mn.)	Allocation (Rs. Mn.)	Expenditure (Rs. Mn.)			
IFAD	113.95	112.92	222.44	184.69	14.20	7.06	350.60	304.67	87%
GOSL	14.20	9.065	20.2	11.39	15.00	11.64	49.40	32.08	65%
PFI's	5.85	4.54	10.00	16.6	-	-	15.85	21.14	133%
Beneficiary Contribution	15.00	26.5	15.00	16.977	-	-	30.00	43.47	145%
<b>Total</b>	<b>149</b>	<b>153</b>	<b>267.65</b>	<b>229.65</b>	<b>29.2</b>	<b>18.7</b>	<b>445.85</b>	<b>401.37</b>	<b>90%</b>

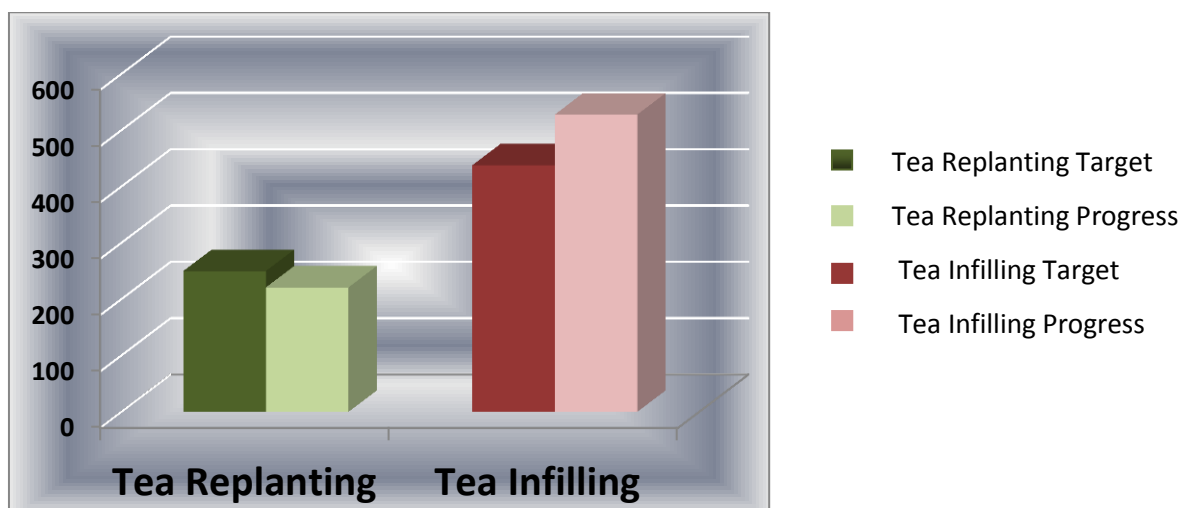
### Cumulative Physical Progress

Com. No.	Component	% of Achievement as at Dec. 31 2015		Average % of overall Physical Progress
		Mid Country	Monaragala	
Com : 1	Community Development and Strengthening of Grassroots Institution	88	91	84.4%
Com : 2	Out Growers & Diversification Development	73	86	
Com : 3	Processing & Marketing	87	64	
Com : 4	Rural Financing & Credit	100	100	
Com : 5	Programme Management	70	85	

#### Mid Country Sub Programme

- Out of the 250 Ha target, 221 Ha have been replanted with VP tea by the end of the year and which is 88 % of the set target. 438 Ha was targeted to provide VP plants for filling vacancies and 528Ha have completed by the end of the reporting year. Fields that have replanted and in-filled during the previous years, have started delivering benefits for the tea growers.

#### Cumulative Progress of Tea Planting (2008 - 2015)



- During the year 2015, 161 matching grants have been distributed among the small entrepreneurs of the rural area of mid country and Rs. 7,270,190.00 has spent for the grants given during 2015. 679 matching grants have disbursed in the year 2015.

- 5924 meters lengths of 56 access roads were rehabilitated covering 07 DS Divisions. Project Community Contribution would be Rs.8,590,053.73
- At end of 2015, 43.13 km length agricultural access roads of 379 roads were rehabilitated covering 07 DS Divisions by the spending the total amount of Rs.174.7Mn. This development exercise is benefited for 7,615 rural persons of 64.65 hectares in tea estates.
- Under the Dairy Development program, it is expected to supply 300 hybrid cattle for the beneficiaries. The program has purchased and supplied 117 cattle for selected beneficiaries during the year 2015. The cumulative progress of supplying matching grants for purchasing cattle is 285. On an average, 12 liters of milk could be obtained per day per cow.
- During the year 2015, 1,106 special green leaf baskets have supplied recommended by the Tea Research Institute (TRI) and total cost was Rs.929,040.
- Financial Target for the year 2015 is Rs.128.16Mn and the cumulative financial progress was Rs. 121.985 Mn. and which was 95% of the set target.

### Monaragala sub Programme

- The initial annual target has revised from Rs.248.8 Mn. to Rs. 242.64 Mn. The cumulative financial progress at the end of the year is Rs.196.06 Mn. which is 81% of the set target.
- Rs. 260.2 Mn worth 3,281,791 certified rubber planting materials were issued at the end of the year 2015. Out of those materials, 681,267 plants were supplied for rehabilitation and infilling the rubber plantations
- Eleven drinking water wells have constructed and the total expenditure is Rs.1.8 Mn. Total of 199 beneficiaries are getting the benefits of drinking water projects.
- Under the 08 DS Divisions 93 (87.6 Kms) community roads were rehabilitated by spending the total amount of Rs.94.49 Mn. This development exercise is benefited for 7,744 households of 2,356.60 Hectares in Monaragala district.
- It was planned to distribute 1,332 metric tons of fertilizer supplied for immature rubber in 5,087 Ha. Of rubber lands under the programme. For that estimated total cost is Rs.34.63 Mn. 13,320 bags of 25 Kg each was distributed for 2522 beneficiaries under 08 DS Divisions within the month of December 2015.



- The programme supported Village Rubber Development Cluster members by providing matching grants for mushroom production. Average mushroom production per farmer per week is 320 packs (200gms.) and can obtain average income of Rs. 9,000 per week.
- The program has purchased and supplied 38 cattle for selected beneficiaries during the year 2015. The cumulative progress of supplying matching grants for purchasing cattle in Monaragala is 247. On an average, 12 liters of milk could be obtained per day per cow supplied under the project.
- The program has pioneered to construct six milk collecting centers in Buttala, Badalkubura, Wellawaya, Monaragala, Madulle and Medagama DS divisions. 744 liters of milk could be obtained per day from 326 Milking Cows (Including 145 pregnant cows) of 240 Registered Dairy farmers.
- The programs had conducted 59 training programs from rubber tapping to rubber processing for 2858 beneficiaries who were members of VRDC by the spending the total amount of Rs 2,247,780.50
- Rubber processing activities have already been commenced in 12 GPCs. The construction works of 18 GPCs centers are in progress. The cumulative expenditure for the construction works has achieved up to Rs.19.43 Mn. as at December 2015. Those completed GPCs are now preparing good quality dry rubber.
- Loan worth of Rs. 279.78 Mn has been provided to 2157 beneficiaries during the year 2015. Accordingly, total financial value of the loans provided during the implementory period of the program amount to Rs. 279.78 Mn.
- The programme is giving the awareness of the advantages of micro financing and money literacy programs among the beneficiaries. There is a significant improvement of refinancing during the year 2015.



### Oil Palm Sector



Making recommendations to import the seeds required for oil palm cultivation under tariff concessions is done by this Ministry. The Oil Palm Research Division of the Coconut Research Institute coming under the Ministry conducts researches on the oil palm cultivation and makes recommendations to the Ministry regarding the requests for imports of seeds. A decision has been made by the Cabinet Sub-Committee on Economic Management to



undertake the cultivation up to a maximum of 20,000 hectares in the country and the cultivated lands are being identified.

### Making recommendations to import seeds

Year	Amount of seeds permitted to import
2013	51,000
2014	102,000
2015	66,827

### Expansion of Oil Palm Cultivation

#### ➤ Extent under Oil Palm Cultivation

The oil palm cultivation has expanded in an extent of 8571.0 hectares by year 2015 and at present, 07 private companies undertake the cultivation.

Plantation Company	2014 (Hectares)			2015 (Hectares)		
	Mature	Immature	Total	Mature	Immature	Total
Bogawantalawa	-	-	-	-	70.0	70.0
Watawala	1,935.7	904.0	2,839.7	2,401.3	755.6	3,156.9
Nara Agro Industries	-	-	-	-	121.4	121.4
Elpitiya	949.9	452.9	1,402.8	1,083.3	364.2	1,447.5
Agalawatta	997.4	296.1	1,293.5	1,122.4	187.0	1,302.7
Kotagala	104.7	417.4	522.1	1,04.68	422.5	5,27.15
Namunukula	1,215.5	720.1	1,935.6	1,330.6	720.1	2,050.7
<b>Total</b>	<b>5,203.2</b>	<b>2,790.4</b>	<b>7,993.7</b>	<b>6,042.3</b>	<b>2640.8</b>	<b>8,676.3</b>

### Oil Palm Production (FFB)

Plantation Company	2014 (Mt.)	2015 (Mt.)
Watawala	34,253	35,165
Elpitiya	11,589	12,265
Agalawatta	6,886	7,654
Kotagala	65	306
Namunukula	14,655	15,811
<b>Total</b>	<b>67,448</b>	<b>71,201</b>

## Cadastral Survey Programme

The Survey Department and Land Reform Commission act as implementing agencies of the Cadastral Survey Programme of the Regional Plantation Companies.

### Physical Progress

Surveying was conducted in 21 estates owned by 10 Plantation Companies and 69 maps have been provided.

### Financial Progress

Approved Amount (Rs. Mn.)	Expenditure Rs. Mn.)
10.0	1.43

## Programme for Mapping of Tea & Rubber Lands Using GIS Technology

The Land Use Policy Planning Department and Survey Department act as implementing agencies.

### Physical Progress

52 maps finalized in the previous year have been handed over to the Land Use Policy Planning Department by the Survey Department.

Activities	District									
	Kalutara		Matara		Kegalle		Ratnapura		Kandy	
	T	P	T	P	T	P	T	P	T	P
Receiving 1:10,000 digital data (scale maps) from Survey Department	65	100%	53	100%	61	100%	65	100%	65	100%
Downloading google satellite images	65	100%	53	100%	61	100%	65	100%	65	100%
Preparing base maps (scale maps) with digital data and google satellite images	65	100%	53	100%	61	100%	65	100%	65	100%
Adjusting boundaries of lands owned by Plantation Companies and land use mapping	29	100%	27	100%	45	100%	46	95%	53	80%
Mapping of other tea and rubber lands (D.S. Divisions)	14	75%	14	75%	14	50%	17	50%	14	75%
Handing over the final data	65	-	53	-	61	-	65	-	65	-

prepared using GIS to Survey Department (scale maps)									
--	--	--	--	--	--	--	--	--	--

\*T - Target      P - Progress

### Financial Progress

Approved Amount (Rs. Mn.)	Expenditure Rs. Mn.)
5.00	4.99

### Soil and Water Conservation Productivity Programme for Tea Small Holdings

An amount of Rs.5,000 is provided to a tea small holding less than 01 hectare in two stages at a rate of Rs.2,500 to enhance the land productivity through soil and water conservation in tea small holdings.

### Physical Progress

Regional Office	Stage II in year 2014		Stage I in Year 2015		Stage II in Year 2015	
	No. of Beneficiaries	Extent (Acres)	No. of Beneficiaries	Extent (Acres)	No. of Beneficiaries	Extent (Acres)
Galle	44,247	34,966.00	-	-	-	-
Matara	32,666	25,860.00	271	217.75	-	-
Kandy	8,105	5,598.05	-	-	-	-
Kalutara	14,468	11,466.43	-	-	-	-
Ratnapura	42,360	34,735.50	621	460.00	621	460.00
Nuwara Eliya	11,912	8,510.35	432	325.73	432	325.73
Kegalle	8,751	6,973.90	6	4.50	1	1.00
<b>Total</b>	<b>162,509</b>	<b>128,110.23</b>	<b>1,330</b>	<b>1,007.98</b>	<b>1,054</b>	<b>786.73</b>

### Financial Progress

Regional Office	Payments of stage II in Year 2014 (Rs.Mn)	Payments in year 2015 for Stage I (Rs.Mn)	Payments in year 2015 for Stage II (Rs.Mn)	Total
Galle	87.41	-	-	87.41
Matara	64.65	0.54	-	65.19
Kandy	13.99	-	-	13.99
Kalutara	28.66	-	-	28.66
Ratnapura	86.83	1.15	1.15	89.13
Nuwara Eliya	21.27	0.81	0.81	22.89
Kegalle	17.43	0.01	0.002	17.44
<b>Total</b>	<b>320.24</b>	<b>2.51</b>	<b>1.962</b>	<b>324.71</b>

### Programme for Control of Weligama Coconut Leaf Wilt and Rot Disease

- Since control of the fatal disease called “Weligama Coconut Leaf Wilt and Rot Disease” which has spreaded in the Southern Province has been expedited since year 2011, spread of the disease outside the diseased area has been controlled successfully at present. As well, spread of the disease in the diseased area has been managed successfully and the number of infected palms found has gradually decreased.
- The identified marked infected palms are removed by the land owners themselves and the infected palms identified in the unsettled lands and the infected palms marked and not removed by the land owners will be injected and destroyed. At the end of the year,
  - Marking of infected palms - 10,662
  - Removal of infected palms - 6,121
- Meetings have been conducted to make the land owners and Grama Niladharies aware of the disease and control of the disease and methodologies to make aware through leaflets and posters have been implemented.
  - No. of meetings conducted – 32
- Researches on the disease, spread, soil in the diseased area and disease resistant hybrid coconut varieties are being conducted continuously.
- Necessary action has been taken to acquire a portion of 16 acres from the land called Charlie Mount owned by Namunukula Plantations Ltd with a view to establish a coconut seed garden to produce the disease resistant coconut seedlings.
- The Coconut Cultivation Board and Coconut Research Institute are implementing agencies.

### Financial Progress

Approved Amount (Rs. Mn.)	Expenditure Rs. Mn.)
100.00	51.31

Since the number of infected palms found was decreased, the provisions allocated for the purpose remain unused and since the Coconut Research Institute was unable to acquire the land to establish the coconut nursery to produce the disease resistant coconut seedlings even at the end of the year, the provisions allocated for the purpose remain unused.

### Organic Fertilizer Promotion Programme

- Rs.100/- promotional allowance per palm is provided to the coconut growers who are applying organic fertilizer. Maximum is up to 600 palms.
- The Coconut Cultivation Board acts as the implementing agency.

### Physical Progress

No. of organic fertilizer applied palms - 485,429

### Financial Progress

Approved Amount (Rs. Mn.)	Expenditure Rs. Mn.)
50	50

### Sugarcane Nursery Programme

Basic construction works of the two nurseries at Kantale and Kilinochchi are in progress.

### Physical Progress

**Kantale Sugarcane Nursery** – The electric fencing has been completed and procurement works for providing hot water facilities have been finished and the office has been repaired.

**Kilinochchi Sugarcane Nursery** – 5 acres were cleared and nurseries have been established.

### Financial Progress

Nursery	Approved Amount (Rs. Mn.)	Expenditure Rs. Mn.)
Kantale	12.0	11.74
Kilinochchi	6.0	5.09
<b>Total</b>	<b>18.0</b>	<b>16.83</b>

### Human Resource Management

#### Staff related activities

The cadre of the Ministry was approved and maintained, office related activities were carried out following office procedures, functions of the institutions coming under the Ministry were coordinated, the guidance was provided to regularly carry out daily works efficiently and effectively and all institutional and internal administrative affairs of the Ministry have been properly handled.

#### ➤ Cadre Information – As at 31.12.2015

Serial No	Designation	Service Category	Grade/ Class	Approved Number of posts	Number of employees existed
01	Secretary	S.L.A.S	Special	01	01
02	Additional Secretary	S.L.A.S	Special	03	04
03	Senior Assistant Secretary	S.L.A.S	I	01	01
04	Director	S.L.A.S	I	04	04
05	Director	S.L.P.S	I	01	01
06	Chief Accountant	S.L.Ac.S	I	01	01
07	Chief Internal Auditor	S.L.Ac.S	I	01	01
08	Deputy Director/ Assistant Director	S.L.A.S	II/III	04	03
09	Deputy Director/ Assistant Director	S.L.P.S	II/III	03	03
10	Assistant Secretary	S.L.A.S	II/III	02	02
11	Assistant Director	S.L.P.S	Supernumerary	01	01
12	Accountant	S.L.Ac.S	II/III	03	02
13	Internal Auditor	S.L.Ac.S	II/III	01	-
14	Assistant Director	Departmental	III	02	-
15	Legal Officer	Departmental	III	01	01
16	Administrative Officer	Public Management Assistant Service	Supra	01	01
17	Translator	Translator's Service	I/Special	02	01

18	Statistical officer	-		01	01
19	Development Officer	Development Officers' Service	-	503	496
20	Plantation Monitoring Officer	Associated Services	-	18	03
21	Legal Assistant	Departmental	-	02	-
22	Public Management Assistant	Public Management Assistant Service	I/ II/III	55	41
23	Computer Programme Assistant	Sri Lanka Information Technology Service	I/ II/III	01	-
24	Receptionist	Departmental		01	01
25	Coordinating Secretary to Secretary	Temporary	-	01	01
26	Video Cameraman	Temporary	-	01	01
27	Still Cameraman	Temporary	-	01	01
28	Camera Assistant	Temporary		01	01
29	Driver	Drivers' Service	II/III	35	38
30	KKS	Office Employees' Service	II/III	30	33
	<b>Total</b>			682	644

### Staff Movements

	Service	Retired	Transferred	Resigned
01	S.L.A.S (Special Grade)	-	01	-
02	S.L.P.S (Special Grade)	01	-	-
03	S.L.Ac.S (Special Grade)	-	01	-
04	S.L.P.S (Class I)	-	01	-
05	S.L.A.S (Grade I)	-	01	-
06	Development Officers' Service	-	12	-
07	Public Management Assistant Service	01	04	01
08	Office Employees' Service	-	08	-
09	Drivers' Service	-	14	-

- **Submission of Performance Report of the Ministry to Parliament**

The Performance Report – 2014 has been tabled in Parliament on 18.12.2015.

### Training Courses

- Participation in local training courses in year 2015

Course	Number of Participants
Computer Training Courses	03
Accounting Standards	02
Trainings on Transport Subject	01
Trainings for Office Employees	09
Driver Training	03
Post Graduate Courses	01

Physical Training	01
English Courses	02
Tamil Courses	03

- Participation in foreign training courses in year 2015

Course	Number of Participants	Country	Duration
Study Visit for SLAS Officers	01	Malaysia	2015.09.06 -2015.09.18
Desalination by New Energy for Officials from Asian Countries	01	China	2015.06.23 - 2015.07.02
Sufficiency Economy and Crop Substitution	01	Thailand	2015.08.31 - 2015.09.07

### Internal Auditing

#### ➤ Activities carried out

- 04 Audit and Management Committee Meetings were held.
- Audit inquiries / Special investigations were conducted relating to the institutions coming under the Ministry.

Institution	No. of inquires conducted
Tea Small Holdings Development Authority	03
Sri Lanka State Plantation Corporation	04
Sri Lanka Cashew Corporation	01
Kalubovitiyana Tea Factory Ltd.	02
Thurusaviya Fund	01
<b>Total</b>	<b>11</b>

- In order to discuss the course of actions to be taken to enhance the performance of the institutions coming under the Ministry, 04 meetings chaired by the Secretary were held at the following institutions.
  - Tea Research Institute
  - Tea Shakthi Fund
  - Rubber Research Institute
  - Coconut Cultivation Board



## Planning and Operations

### ➤ **Submission of Project Reports to Department of National Planning**

- 26 project reports of the affiliated institutions have been submitted to the Department of National Planning and 12 project reports have been recommended by the Department of National Planning.

### ➤ **Preparation of Records including Auction Prices**

- A record including auction prices of tea, rubber and coconut was prepared weekly.

### ➤ **Preparation of Concept Papers**

- 2 Concept Papers were prepared to submit to the Asian Development Bank and World Bank.

### ➤ **Preparation of Ministry Publications**

- Statistical Handbook of the Plantation Sector - 2013
- Performance Report of the Ministry - 2014
- Progress Report of the Ministry - 2015

### ➤ **Conducting Meetings**

- Third Quarter Progress Review Meeting
- 02 Meetings relating to the Programme for Mapping of Tea & Rubber Lands Using GIS Technology
- 02 Meetings relating to the STaRR Project
- Conducting 03 Steering Committee Meetings and meetings for formulation of a strategic plan for next 02 years relating to the Programme for Control of Weligama Coconut Leaf Wilt and Rot Disease

### ➤ **Formulation of Action Plan**

- Formulation of Action Plan of the Ministry
- Observation of Action Plans of the affiliated institutions and submission of the amendments to the respective institutions.

## Accounting

### Financial Progress – As at 31/12/2015

- Ministry**

Expenditure Head	Description	Approved Amount as per the Revised Estimate 2015		Expenditure			
		Capital (Rs. Mn.)	Recurrent (Rs. Mn.)	Capital		Recurrent	
				Amount (Rs. Mn.)	Expenditure %	Amount (Rs. Mn.)	Expenditure %
135-1-1	Minister's Office	8.65	67.53	3.26	37.9	61.30	90.7
135-1-2	Administrative Affairs	27.00	419.11	15.08	55.8	380.62	90.8
135-2-3	Development Programmes	1281.07	6826.50	817.58	63.8	6826.37	99.9
135-2-4	Affiliated Institutions	1792.67	2152.29	1581.41	88.2	2135.52	99.2

- Affiliated Institutions**

Institution	Approved Amount as per the Revised Estimate 2015 (Rs. Mn.)		Expenditure (Rs. Mn.)	
	Capital	Recurrent	Capital	Recurrent
Sri Lanka Tea Board	71.00	143.00	71.00	143.00
Tea Research Institute	100.50	343.57	79.67	341.32
Tea Small Holdings Development Authority	650.00	324.94	586.73	319.72
Rubber Development Department	1102.00	2553.75	891.80	2302.45
Rubber Research Institute	87.60	342.21	63.6	342.21
Thurusaviya Fund	7.00	15.02	7.0	12.99
National Institute of Plantation Management	26.00	32.00	18.20	28.50
Coconut Cultivation Board	550.00	392.05	456.55	392.05
Coconut Development Authority	110.00	110.00	57.64	110.00
Coconut Research Institute	130.00	190.00	70.15	187.57
Sugarcane Research Institute	60.57	259.50	40.57	259.5

**Answers to Audit Queries**

Answers have been given to 19 audit queries out of 10 received in respect of the functions of the Ministry during the year. The remaining audit query has been received on 16.12.2015.

**Special activities to be carried out in year 2016 for development of the Sector**

- Taking action to operate some factories as independent units and to lease out some factories to third parties under the restructuring of Tea Shakthi Factories.
- Implementation of the 10 year Rubber Industry Master Plan crafted with technical assistance from Asian Development Bank (ADB) under the auspices of the Ministry of Plantation Industries in partnership with the Ministry of Industry and Commerce and Sri Lanka Society of Rubber Industry which represent the private sector.
- Formulation and implementation of plans to increase the total coconut yield by year 2018 by 800 million nuts as against the coconut yield in year 2015 under the National Programme on Food Production 2016 – 2018 implemented in line with a concept of H.E. the President.
- Making a policy decision to grant permission to start new mills on the feasibility in the data analysis report provided by the Coconut Development Authority to start new virgin coconut oil mills and desiccated coconut mills.
- Expanding the tea market through the global tea promotion.
- Expansion of the rubber cultivation in non-traditional areas (Specially, Monaragala and Ampara).
- Conducting research on value addition of tea, rubber and coconut and improving value added products.
- Diversification of research to improve the productivity of tea, coconut, rubber and sugarcane cultivations.
- Enhancement of the tea, coconut and rubber replanting.
- Enhancement of the coconut cultivation in North Eastern and North Central Province.
- Introducing adolescent entrepreneurs to the plantation sector (Eg: Tea Marketing, Value Addition).
- Finalizing amendments to the Acts of the affiliated institutions.

- Implementation of programmes for evaluation of growers.
- Strengthening extension services to uplift tea, coconut, rubber and sugarcane industry.
- Modernization of factories in the plantation sector (Foreign funds are expected).
- Capacity building of human resources in the plantation sector (Foreign funds are expected).
- Establishment of tea sales centers to provide high quality tea to local consumers (Sri Lanka Tea Board).
- Increasing the total capacity levels of the Tea, Rubber, Coconut and Sugarcane Research Institutes (In collaboration with foreign financial agencies).

### Provisions allocated for Special Projects in 2016

Project	Allocation (Rs. Mn.)
Smallholder Plantations Entrepreneurship Development Programme (Foreign funded)	496.50
Smallholder Tea & Rubber Revitalization Project (STaRR) (Foreign funded)	1080.50
Soil and Water Conservation Productivity Programme for Tea Small Holdings	200.00
Programme for Control of Weligama Coconut Leaf Wilt and Rot Disease	70.00
Sugarcane Nursery Establishment Programme	12.00
Kapruka Fund	10.00
Cadastral Survey Programme for the Plantation Sector	5.00
Plantation Management Monitoring Programme	6.00
Development of strategies to control the damage of Shot-hole borer through biochemical methods.	16.08
Strengthening of Tea, Rubber and Coconut Research Institutes	100.00
Programme for implementation of the Rubber Industry Master Plan	100.00
Strengthening of Sugarcane Research Institute	50.00
Coconut land Rehabilitation Programme	250.00

**Provisions approved for the year 2016**

Institution	Capital (Rs. Mn.)	Recurrent (Rs. Mn.)
<b>Ministry</b>		
Minister's Office	5.0	44.2
Administrative Affairs	10.8	396.0
Development Programmes	3.1	38.3
Tea, Rubber & Coconut Estates (Control of Fragmentation) Board	2.0	
<b>Total</b>	20.9	478.5
<b>Affiliated Institutions</b>		
Sri Lanka Tea Board	70.0	185.0
Rubber Research Institute	84.8	350.0
Tea Research Institute	85.0	338.0
National Institute of Plantation Management	25.0	40.0
Tea Small Holdings Development Authority	700.0	339.0
Thurusaviya Fund	7.5	14.0
Coconut Research Institute	100.0	255.0
Coconut Cultivation Board	600.0	420.0
Coconut Development Authority	110.0	135.0
Sugarcane Research Institute	53.0	250.0
Rubber Development Department	1056.5	267.0
<b>Total</b>	2891.8	2593.0